



OVERVIEW FY18

About Oakley Capital Investments

The Company ("OCI") is an AIM-listed investment vehicle that provides its shareholders with access to a portfolio of high quality private equity investments through its investments in the Oakley Capital Private Equity funds.

Why invest?

OCI is a liquid vehicle that provides market leading capital growth and dividends to investors.

The Investment Adviser

Founded in 2002, Oakley Capital is a Europe-focused private equity firm that has demonstrated its ability to source investments that others cannot, add value to its portfolio companies, and deliver superior returns.

Oakley achieves this by using its entrepreneurial mindset; its focused sector and regional expertise; its ability to tackle transaction complexity; and its network of former business founders and entrepreneurs.



HIGHLIGHTS FY18

(as at 31 Dec 2018)

Total NAV return 1 year	16%
Total NAV return 3 years	47%
Full year dividend	4.5p

“ A year of impressive portfolio company growth & successful realisations, demonstrating Oakley’s unique sourcing model & ability to identify exciting new opportunities for investments.”

Caroline Foulger, Chair

Driving OCI asset growth



Portfolio Company growth

39%

avg 2018 earnings growth

Realisations

36%

avg 2018 exit premium to book value



Co-investment debt interest



11%

average IRR



FINANCIALS

(as at 31 Dec 2018)

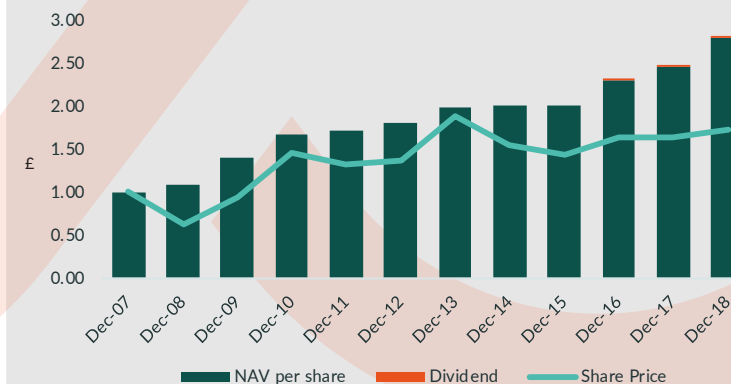
NAV per share:	281p	Net assets:	£575m
Share price:	174p	Market capitalisation:	£356m
Share price discount to NAV:	38%	Shares in issue:	204,804,036
Index:	AIM	Ticker code:	OCI

Oakley Capital Funds Activity

£130m
Realisations

£110m
Investments

OCI 10 year total NAV return of 172%

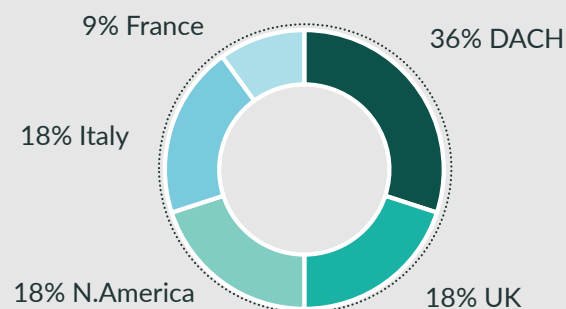




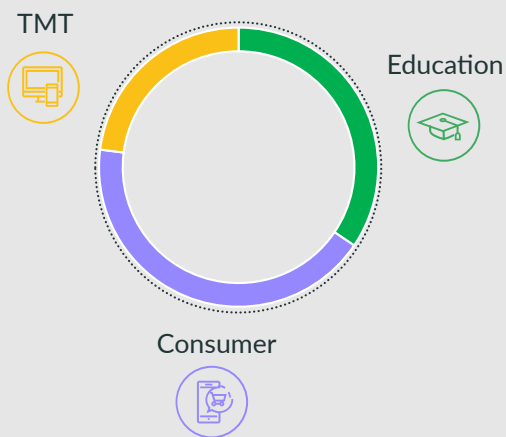
PORTFOLIO OVERVIEW

(as at 31 Dec 2018)

Geographical split



Sector split



PORTFOLIO COMPANIES

(as at 31 Dec 2018)

			Fair value ⁽¹⁾ £m	Net Asset Value %
1	North Sails	Consumer	80.0	14%
2	Inspired	Education	72.9	13%
3	WebPros	TMT	71.5	13%
4	Time Out	Consumer	63.7	11%
5	CPG	Education	45.6	8%
6	Casa & atHome	Consumer	41.8	7%
7	Schülerhilfe	Education	39.7	7%
8	Daisy	TMT	30.1	5%
9	Facile	Consumer	29.4	5%
10	AMOS	Education	15.1	2%
11	TechInsights	TMT	13.4	2%

Contact Details

Oakley Capital Investments Limited
Mintflower Place, 3rd Floor
8 Par-la-Ville Road
Hamilton
HM08 Bermuda

T: +44 (0) 20 7766 6900
E: investorrelations@oakleycapital.com

Board of Directors

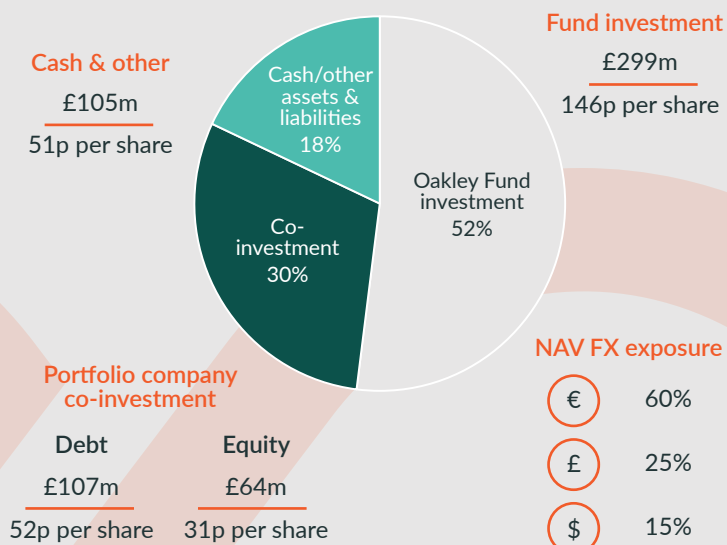
Caroline Foulger (Chair)
James Keyes
Laurence Blackall
Peter Dubens
Stewart Porter



NET ASSET VALUE

(as at 31 Dec 2018)

£575m NAV breakdown



Portfolio company co-investment

Debt: £107m (52p per share)
Equity: £64m (31p per share)

NAV FX exposure

€ 60%
£ 25%
\$ 15%

Nominated Adviser and Broker

Liberum Capital Limited
Ropemaker Place
25 Ropemaker Street
London
EC2Y 9AR



For more information, please visit
www.oakleycapitalinvestments.com